

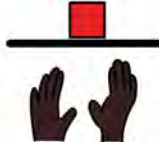
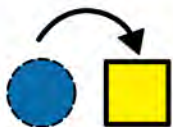





























# Welcome to the MARC Changing Place

Changing Place



Lots of people can find communication hard. Visual supports, like this chat board, can help people to understand or be understood by others more easily. This can help vulnerable people to be safer in our communities. Point to the picture of the word or message you want to say. Talk or sign at the same time if you can. Always give lots of time for the person to respond to you, and to give you their own messages. They might point or look at the pictures, or use all the other ways they communicate.

<p>I have a question</p>  <p>what, where, when, why, who, how</p>	<p>not, don't, can't</p> 	<p>want, need</p> 	<p>change</p> 	<p>wet</p> 	<p>up</p> 	<p>more, again</p> 	<p>hoist</p> 
<p>Ask a yes/no question</p> 	<p>something's wrong</p>  <p>hurt, pain, uncomfortable</p>	<p>get</p> 	<p>sit</p> 	<p>dry</p> 	<p>down</p> 	<p>finish, all done</p> 	<p>body parts</p> 
<p>I, me, my</p> 	<p>help</p> 	<p>wipe</p> 	<p>stand</p> 	<p>dirty</p> 	<p>on</p> 	<p>clothes</p> 	<p>private parts</p> 
<p>You, your, yours</p> 	<p>please wait, stop</p> 	<p>wash</p> 	<p>lie on change bed</p> 	<p>clean</p> 	<p>off</p> 	<p>toilet</p> 	<p>something different to say</p> 